

# MAHA DISTRICT #3 PLAYOFFS

January 30 - February 13, 2012

Schedules & Results As Of:

Date: 2/13/12

Time: 8:35 PM

*Divisions Playing At*  
**GREAT LAKES SPORTS CITY**

<b>Squirt B</b>	<b>Squirt A</b>
<b>Pee Wee B</b>	<b>Pee Wee A</b>
<b>Bantam B</b>	<b>Bantam A</b>
<b>Midget B</b>	<b>Midget A</b>
<b>Sr. Tier 2</b>	<b>Sr. Tier 3</b>

**District 3 Jamboree**

*Divisions Playing At*  
**SUBURBAN ICE – MACOMB**

<b>Squirt AA</b>
<b>Pee Wee AA</b>
<b>Bantam AA</b>
<b>Midget BB</b>
<b>Midget AA</b>

**District 3 Jamboree**

**For Schedules & Results, Go To: [www.mahadistrict3.org](http://www.mahadistrict3.org)**

**Notes:**

- All teams must be ready to start their games up to 15 minutes earlier than the posted schedule.
- The District Council has built in buffer hours for the weekend games. The games are not necessarily behind schedule. Plan to have your team ready to play.
- MAHA will be having playoffs for the District Playoff runners-up to fill State Playoff openings in the divisions shown below. The District 3 Runners-Up in these divisions will get a second chance to make it into the State Playoffs. Squirt 'A'; Bantam 'A'; Midget 'B'; Midget 'AA' . (District 3 is ineligible to send a runner-up team to the Pee Wee A & Midget A runners-up playoff since, as States host, D3 already has two entries.)

# M.A.H.A. DISTRICT #3 PLAYOFFS

**DIVISION: SQUIRT 'B'**  
**ARENA: GREAT LAKES SPORTS CITY**

(TOP TEAM SHOWN = HOME TEAM)

RINK

- A = MICHIGAN ARENA
- B = HURON ARENA
- C = ONTARIO ARENA
- D = SUPERIOR ARENA
- E = ERIE ARENA

**SUMMIT PLASTICS-7**

TUES.  
Jan. 31 1  
5:55 PM 'E'

**SUMMIT PLASTICS ICE DOGS-5**

(WINNER #1)

**ROCHESTER-2**

**DRAGONS RED WINGS-5**

TUES.  
Jan. 31 2  
5:55 PM 'A'

**DRAGONS RD WNGS-4**

(WINNER #2)

SAT.  
Feb. 4 6  
7:40 AM 'C'

SUN.  
Feb. 5 12  
9:45 AM 'D'

**SUM. PLS. ICE DOGS-0**

(WINNER #12)

**S.C.S. MAPLE LEAFS-1**

**GR. PTE. DYNAMITE-0**

TUES.  
Jan. 31 3  
6:10 PM 'B'

(WINNER #3)

**TROY BLUE JACKETS-2**

**DRAGONS RD WNGS-4**

TUES.  
Feb. 7 14  
6:55 PM 'E'

**TROY BLUE JACKETS-5**

**MT. CLEM. BULLDOGS-3**

TUES.  
Jan. 31 4  
6:55 PM 'E'

**MT. CLEM. BULLDOGS-2**

(WINNER #4)

SAT. O.T.  
Feb. 4 7  
7:55 AM 'E'

**MT. CLEMENS BULLDOGS-5**

(WINNER #7)

**MICH. TRAV. LEAFS-2**

**MACOMB WR'NGLRS-2**

TUES.  
Jan. 31 5  
6:55 PM 'A'

(WINNER #5)

**ROYAL OAK SHARKS-1**

**ROYAL OAK SHARKS-5**

**ROCH. SERPENTS-0**

(LOSER #1)

SAT, 2/4, 7:55 AM 'A' 8  
(LOSER #2)

**S.C.S. MAPLE LEAFS-4**

**GR. PTE. DYNAMITE-0**

(LOSER #3)

SAT, 2/4, 8:55 AM 'A' 9  
(LOSER #4)

**MICH. TRAV. LEAFS-6**

**MAC'MB WR'NGLRS-0**

(LOSER #5)

SUN, 2/5 7:45 AM 'D' 10  
(LOSER #6)

**TROY BLUE JACKETS-4**

**ROYAL OAK SHARKS-0**

(LOSER #7)

TUES, 2/7, 5:55 PM 'E' 13  
(WINNER #10)

**TROY BLUE JKTS.-1**

**DRAGONS RD WNGS-4**

(LOSER #12)

THUR.  
Feb. 9 15  
5:55 PM 'A'

**S.C.S. MAPLE LEAFS-0**

(WINNER #11)

**SUM. PLS. ICE DOGS-4**

(LOSER #14)

**MICH. TRAV. LEAFS-1**

**SUM. PLS. ICE DOGS-4**

(LOSER #14)

**ROYAL OAK SHARKS-0**

**SUM. PLS. ICE DOGS-2**

(WINNER #13)

**TROY BLUE JKTS.-3**

**DRAGONS RED WINGS-3**

(WINNER #15)

**DRAGONS RED WINGS-3**

(WINNER #15)

**DRAGONS RED WINGS-4**

(WINNER #17)

**DRAGONS RED WINGS-4**

(WINNER #17)

**DRAGONS RED WINGS-4**

(WINNER #17)

**DRAGONS RED WINGS-4**

(WINNER #17)

**DRAGONS RED WINGS-4**

(WINNER #17)

**DRAGONS RED WINGS-4**

(WINNER #17)

**DRAGONS RED WINGS-4**

(WINNER #17)

**DRAGONS RED WINGS-4**

(WINNER #17)

**DRAGONS RED WINGS-4**

(WINNER #17)

**DRAGONS RED WINGS-4**

(WINNER #17)

**DRAGONS RED WINGS-4**

(WINNER #17)

**MT. CLEM. BULLDOGS-3**

(WINNER #14)

SUN.  
Feb. 12 18  
8:45 AM 'D'

**MT. CLEMENS BULLDOGS**

IF NECESSARY: GAME # 19

MONDAY, February 13, 5:55 PM 'A'

WINNER #18 vs. LOSER # 18

**DRAGONS RED WINGS 1 - 2 O.T. MT. CLEMENS BULLDOGS**

(as of: 12/19/11)

(REVISED:

**SQUIRT 'B'**

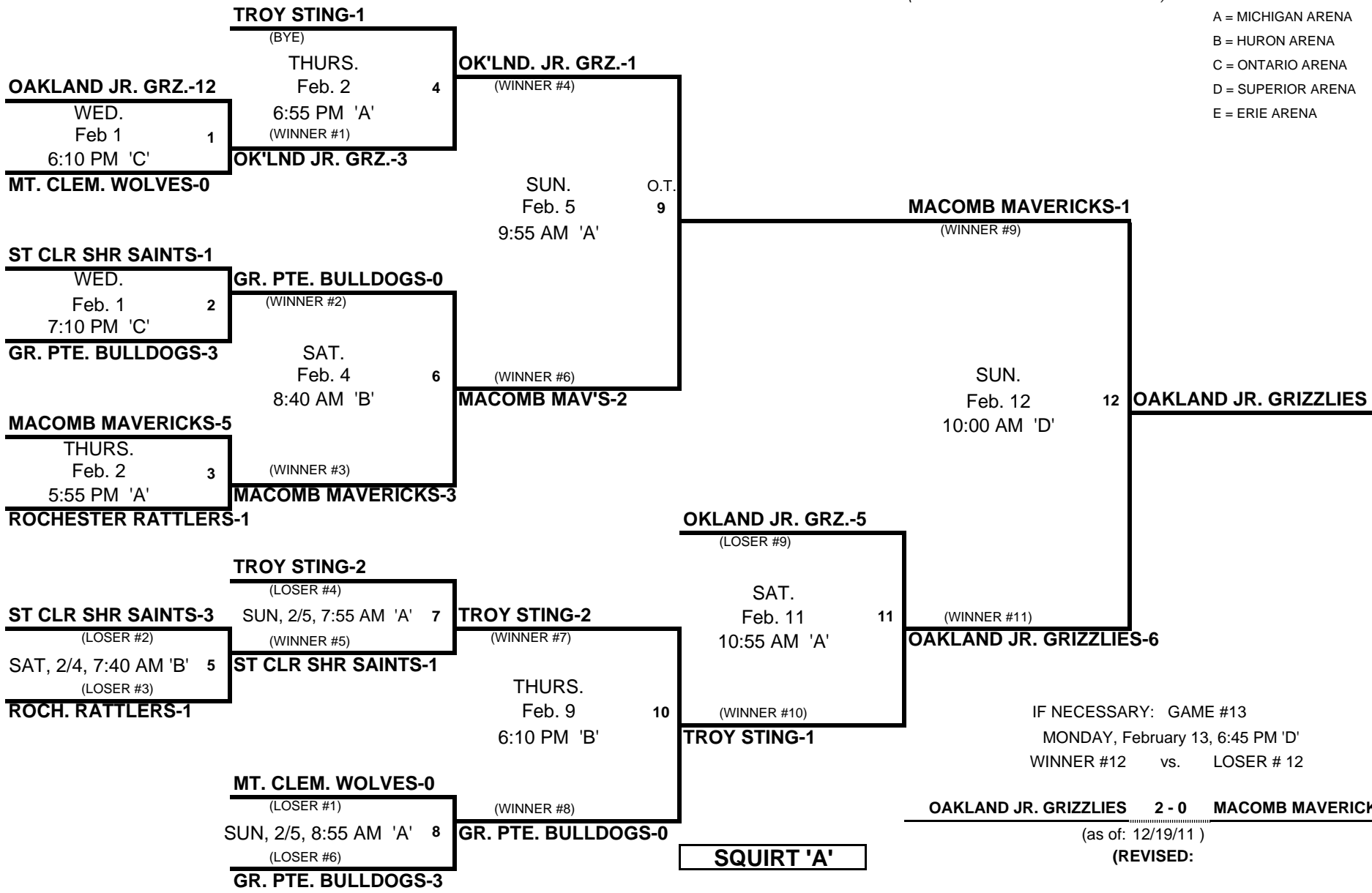
# M.A.H.A. DISTRICT #3 PLAYOFFS

**DIVISION: SQUIRT 'A'**  
**ARENA: GREAT LAKES SPORTS CITY**

(TOP TEAM SHOWN = HOME TEAM)

RINK

- A = MICHIGAN ARENA
- B = HURON ARENA
- C = ONTARIO ARENA
- D = SUPERIOR ARENA
- E = ERIE ARENA



# M.A.H.A. DISTRICT #3 PLAYOFFS

**DIVISION: SQUIRT 'AA'**  
**ARENA: SUBURBAN ICE - MACOMB**

(TOP TEAM SHOWN = HOME TEAM)

RINK

R1 = Rink 1

R2 = Rink 2

**ROCHESTER RATTLERS-6**

MON  
Jan. 30 1  
6:30 PM R1

**MT. CLEMENS WOLVES-0**

**ROYAL OAK EAGLES-2**

TUES  
Jan. 31 2  
6:15 PM R2

**OAKLAND JR. GRZ.-7**

**SUMMIT PLASTICS-0**

TUES  
Jan. 31 3  
7:00 PM R1

**GR. PTE. BULLDOGS-6**

**ST. CLR. SHRS. SAINTS-4**

WED  
Feb. 1 4  
6:00 PM R1

**DRAGONS-1**

**TROY STING-4**

WED  
Feb. 1 5  
7:15 PM R2

**MACOMB MAVERICKS-1**

**MT. CLEMENS WOLVES-0**

(LOSER #1)  
THURS. Feb. 2 6:30 PM R2 6  
(LOSER #2)

**ROYAL OAK EAGLES-1**

**SUMMIT PLASTICS-0**

(LOSER #3)  
SAT. Feb. 4 8:00 AM R1 7  
(LOSER #4)

**DRAGONS-1**

**MACOMB MAVERICKS-5**

(LOSER #5)  
SUN. Feb. 5 8:45 AM R1 10  
(LOSER #8)

**GR. PTE. BULLDOGS-0**

**ROCHESTER RATTLERS-0**

(WINNER #1)

SUN  
Feb. 5 11  
9:00 AM R2

**OAKLAND JR. GRZ.-4**

(WINNER #2)  
SAT.  
Feb. 4 8  
9:00 AM R1

**OAKLAND JR. GRZ.-3**

(WINNER #3)  
GR. PTE. BULLDOGS-1

**ST. CLR. SHRS. SAINTS-1**

(WINNER #4)  
SUN  
Feb. 5 9  
8:00 AM R2

**TROY STING-2**

(WINNER #5)  
TROY STING-4

**ROCHESTER RATTLERS-2**

(LOSER #11)  
WED  
Feb. 8 15  
6:00 PM R1

**ROYAL OAK EAGLES-1**

(WINNER #6)  
SUN O.T.  
Feb. 5 12  
9:45AM R1

**DRAGONS-0**

(WINNER #12)  
OAKLAND JR. GRZ.-1  
(LOSER #14)

**OAKLAND JR. GRZ.-1**

(WINNER #13)  
THURS. Feb. 9 6:45 PM R1 16  
(WINNER #10)

**MACOMB MAVERICKS-2**

**OAKLAND JR. GRZ.-1**

(WINNER #11)

TUES  
Feb. 7 14  
7:00PM R1

**TROY STING-3**

(WINNER #14)

**TROY STING-2**

(WINNER #9)  
SUN.  
Feb. 12 18  
9:00 AM R1

**ROCH. RATTLERS-2**

(WINNER #15)  
SAT.  
Feb. 11 17  
8:15 AM R2

**ROCH. RATTLERS-1**

(WINNER #17)  
MACOMB MAVERICKS-1

**MACOMB MAVERICKS-1**

(WINNER #16)  
MACOMB MAVERICKS-1

**MACOMB MAVERICKS-1**

(WINNER #17)  
ROCH. RATTLERS-1

**MACOMB MAVERICKS-1**

(WINNER #16)  
MACOMB MAVERICKS-1

**MACOMB MAVERICKS-1**

**TROY STING-3**

(WINNER #14)

TUES  
Feb. 7 14  
7:00PM R1

**TROY STING-2**

(WINNER #9)  
SUN.  
Feb. 12 18  
9:00 AM R1

**TROY STING-2**

(WINNER #5)  
TROY STING-4

**ROCHESTER RATTLERS-2**

(LOSER #11)  
WED  
Feb. 8 15  
6:00 PM R1

**ROYAL OAK EAGLES-1**

(WINNER #6)  
SUN O.T.  
Feb. 5 12  
9:45AM R1

**DRAGONS-0**

(WINNER #12)  
OAKLAND JR. GRZ.-1  
(LOSER #14)

**OAKLAND JR. GRZ.-1**

(WINNER #13)  
THURS. Feb. 9 6:45 PM R1 16  
(WINNER #10)

**MACOMB MAVERICKS-2**

IF NECESSARY: GAME # 19

MONDAY, February 13, \_\_\_\_\_ PM

WINNER #18 vs. LOSER #18

**SQUIRT 'AA'**

(as of: 12/19/11 )

(REVISED:

# M.A.H.A. DISTRICT #3 PLAYOFFS

**DIVISION: PEE WEE 'B'**  
**ARENA: GREAT LAKES SPORTS CITY**

(TOP TEAM SHOWN = HOME TEAM)

RINK

- A = MICHIGAN ARENA
- B = HURON ARENA
- C = ONTARIO ARENA
- D = SUPERIOR ARENA
- E = ERIE ARENA

**ROCH. RINGNECKS-7**

WED.  
Feb. 1 1  
5:55 PM 'E'

**ROYAL OAK LHT'NG-2**  
**TROY BLACKHAWKS-1**

WED.  
Feb. 1 2  
7:25 PM 'E'

**MI. TRAV PUCKHOGS-7**  
**MT. CLEM. MACHINE-1**

THURS.  
Feb. 2 3  
6:10 PM 'B'

**FRA. FAL. GRIFFINS-3**

**SUM. PLS. NORTHSTARS-5**

THURS.  
Feb. 2 4  
6:10 PM 'C'

**MACOMB WR'NGLRS-1**  
**ST CLR SHR P'NGNS-0**

THURS.  
Feb. 2 5  
7:40 PM 'B'

**GROSSE PTE.-9**

**ROYAL OAK LHT'NG-7**

(LOSER #1) O.T.  
SAT, 2/4, 11:10 AM 'B' 8  
(LOSER #2)

**TROY BLACKHAWKS-3**  
**MT. CLEM. MACHINE-3**

(LOSER #3)  
SAT, 2/4, 11:25 AM 'A' 9  
(LOSER #4)

**MACOMB WR'NGLRS-2**

**S.C.S. PENGUINS-2**

(LOSER #5)  
SUN, 2/5, 7:40 AM 'B' 10  
(LOSER #6)

**FRA. FAL. GRIFFINS-5**

**ROCHESTER RINGNECKS-1**

(WINNER #1)

SUN.  
Feb. 5 12  
10:40 AM 'B'

**MI TRV PUCKHOGS-3**

(WINNER #2)  
SAT.  
Feb. 4 6  
9:40 AM 'B'

(WINNER #3) 3 O.T.

**FRA. FAL. GRIFFINS-2**

**SUM. PLS. N'STARS-2**

(WINNER #4)  
SAT.  
Feb. 4 7  
9:55 AM 'A'

(WINNER #5)

**GR. PTE. BRUINS-4**

**MI. TRV. PUCKHOGS-2**

(WINNER #6)  
WED.  
Feb. 8 14  
7:40 PM 'B'

**ROCH. RINGNECKS-5**

(LOSER #12)

THURS  
Feb. 9 15  
6:10 PM 'C'

**MT. CLEM. MACHINE-2**

(WINNER #11)  
SAT.  
Feb. 11 17  
7:55 AM 'E'

**MI. TRV. PUCKHOGS-4**

(LOSER #14)  
THURS, 2/9, 7:40 PM 'C' 16  
(WINNER #13)

**FRA. FAL. GRIFFINS-3**

**MI. TRV. PUCKHOGS-1**

(WINNER #12)

**GR. PTE. BRUINS-5**

(WINNER #7)  
SUN.  
Feb. 12 18  
8:55 AM 'A'

**ROCH. RINGNECKS-0**

(WINNER #15)  
SAT.  
Feb. 11 17  
7:55 AM 'E'

(WINNER #16)  
MI. TRV. PUCKHOGS-2

(WINNER #17)

(WINNER #18)

(WINNER #19)

**GR. PTE. BRUINS-1**

(WINNER #14)

**GROSSE PTE. BRUINS**

IF NECESSARY: GAME # 19  
MONDAY, February 13, 7:10 PM 'A'  
WINNER #18 vs. LOSER # 18

**MI. TRAV. PUCKHOGS 1 - 5 GR. PTE. BRUINS**

(as of: 12/19/11 )

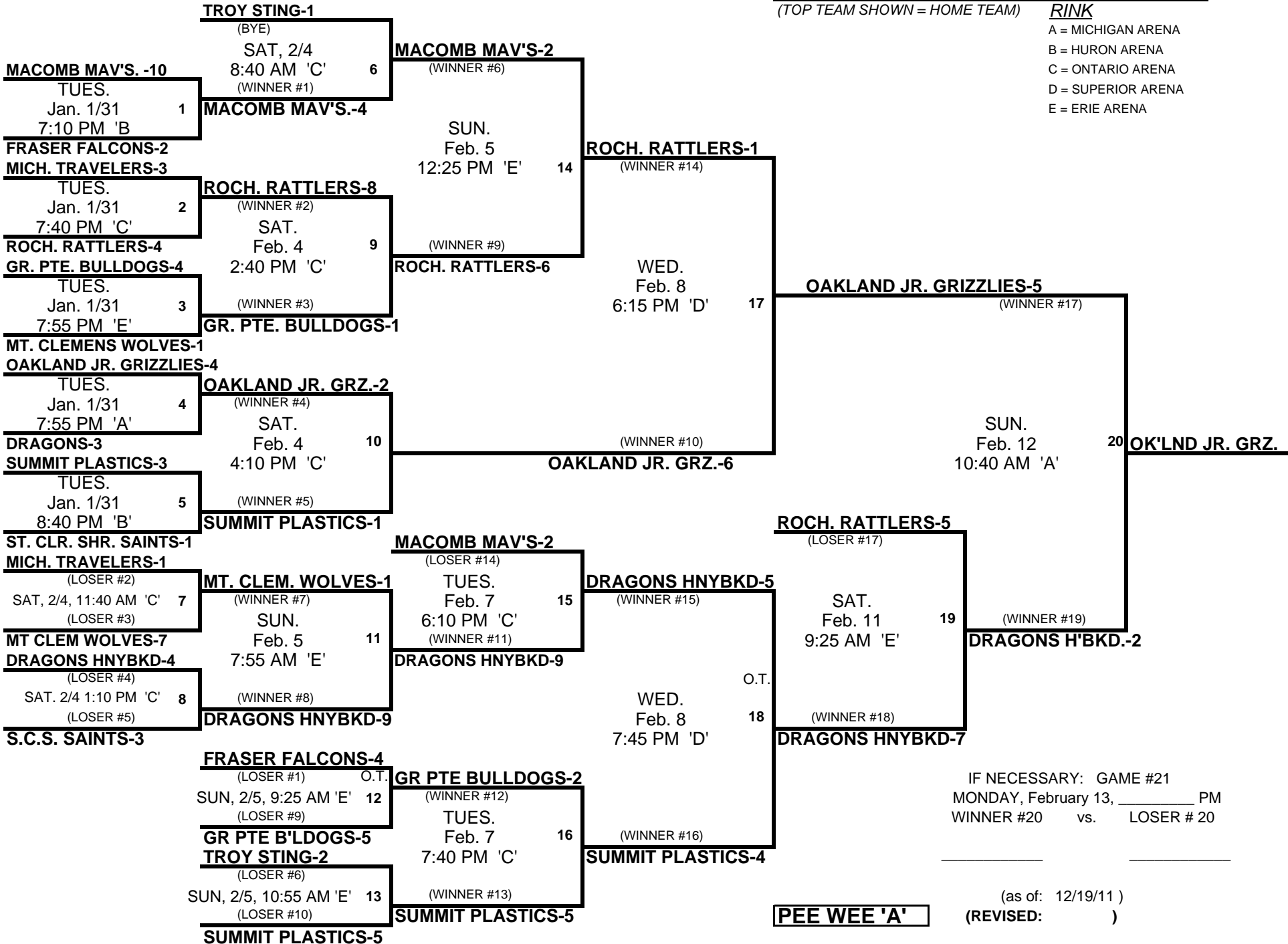
(REVISED:

**PEE WEE 'B'**

# M.A.H.A. DISTRICT #3 PLAYOFFS

**DIVISION: PEE WEE 'A'**  
**ARENA: GREAT LAKES SPORTS CITY**

(TOP TEAM SHOWN = HOME TEAM) RINK  
A = MICHIGAN ARENA  
B = HURON ARENA  
C = ONTARIO ARENA  
D = SUPERIOR ARENA  
E = ERIE ARENA



**PEE WEE 'A'**

# M.A.H.A. DISTRICT #3 PLAYOFFS

**DIVISION: PEE WEE 'AA'**  
**ARENA: SUBURBAN ICE - MACOMB**  
*(TOP TEAM SHOWN = HOME TEAM)*

RINK  
R1 = Rink 1  
R2 = Rink 2

**MICH. TRAVELERS-0**

MON  
Jan. 30 1  
7:30 PM R1

**TROY STING-14**

TUES  
Jan. 31 2  
7:15 PM R2

**GR. PTE. BULLDOGS-3**

TUES  
Jan. 31 3  
8:00 PM R1

**ROYAL OAK EAGLES-2**

WED  
Feb. 1 4  
7:00 PM R1

**SUMMIT PLASTICS-1**

THURS  
Feb. 2 5  
6:45PM R1

**ST. CLR. SHRS. SAINTS-5**

(LOSER #1)  
THURS. Feb. 2 7:30PM R2 6  
(LOSER #2)

**GR. PTE. BULLDOGS-6**

(LOSER #3)  
SAT. Feb. 4 8:45AM R2 7  
(LOSER #4)

**SUMMIT PLASTICS-9**

(LOSER #5)  
SUN. Feb. 5 10:45AM R1 10  
(LOSER #8)

**MACOMB MAVERICKS-2**

**ROYAL OAK EAGLES-4**

**TROY STING-3**

(WINNER #1)  
SUN  
Feb. 5 11  
12:15PM R1

**OAKLAND JR. GRZ.-5**

(WINNER #2)  
SAT  
Feb. 4 8  
10:00AM R2

(WINNER #3)  
**ROYAL OAK EAGLES-1**

**ROCH. RATTLERS-0**

(WINNER #4)  
SUN  
Feb. 5 9  
10:00AM R2

(WINNER #5)  
**ST. CLR. SHRS. SAINTS-4**

**GR. PTE. BULLDOGS-2**

(WINNER #6)  
TUES  
Feb. 7 12  
6:15PM R2

(WINNER #7)  
**SUMMIT PLASTICS-4**

**ROCH. RATTLERS-3**

(LOSER #9)  
TUES Feb. 7 7:45 PM R2 13  
(WINNER #10)

**ROYAL OAK EAGLES-1**

**OAKLAND JR. GRZ.-7**

(WINNER #8)  
WED  
Feb. 8 14  
7:00PM R1

**ST. CLR. SHRS. SAINTS-2**

(WINNER #9)  
SUN.  
Feb. 12 18  
9:30AM R2

**TROY STING-1**

(LOSER #11)  
WED  
Feb. 8 15  
7:15PM R2

**SUMMIT PLASTICS-2**

(WINNER #12)  
SAT.  
Feb. 11 17  
9:15AM R2

**ST CLR SHRS SAINTS-4**

(LOSER #14)  
THURS Feb. 9 7:45 PM R1 16  
(WINNER #13)

**ROCH. RATTLERS-2**

**OAKLAND JR. GRZ.-6**

(WINNER #11)  
(WINNER #11)

(WINNER #14)  
**OAKLAND JR. GRIZ.-3**

(WINNER #15)  
**SUMMIT PLASTICS-1**

(WINNER #16)  
**ST. CLR. SHR. SAINTS-5**

(WINNER #17)  
**ST. CLR. SHRS. SAINTS-1**

(WINNER #17)  
**ST. CLR. SHRS. SAINTS-1**

(WINNER #17)  
**ST. CLR. SHRS. SAINTS-1**

**OAKLAND JR. GRIZ.-3**

(WINNER #14)

(WINNER #15)  
**SUMMIT PLASTICS-1**

(WINNER #16)  
**ST. CLR. SHR. SAINTS-5**

(WINNER #17)  
**ST. CLR. SHRS. SAINTS-1**

(WINNER #17)  
**ST. CLR. SHRS. SAINTS-1**

(WINNER #17)  
**ST. CLR. SHRS. SAINTS-1**

IF NECESSARY: GAME # 19  
MONDAY, February 13, \_\_\_\_\_ PM  
WINNER #18 vs. LOSER #18

**PEE WEE 'AA'**

(as of: 12/19/11 )  
**(REVISED:**

# M.A.H.A. DISTRICT #3 PLAYOFFS

**DIVISION: BANTAM 'B'**  
**ARENA: GREAT LAKES SPORTS CITY**

(TOP TEAM SHOWN = HOME TEAM)

RINK

- A = MICHIGAN ARENA
- B = HURON ARENA
- C = ONTARIO ARENA
- D = SUPERIOR ARENA
- E = ERIE ARENA

**FRASER FALCONS-6**

WED.  
Feb. 1 1  
6:10 PM 'B'

**ST CLR SHR BRUINS-0**

**SUM. PLS WARRIORS-5**

WED.  
Feb. 1 2  
7:40 PM 'B'

**RYL OAK LANE TOOL-2**

**DRAGONS FLYERS-7**

WED.  
Feb. 1 3  
8:10 PM 'C'

**GR. PTE. NEXT LEVEL-3**

**MT. CLEM. PREDATORS-7**

WED.  
Feb. 1 4  
8:55 PM 'E'

**MI. TRAV. SHARKS-1**

**MACOMB BLAZERS-2**

WED.  
Feb. 1 5  
9:10 PM 'B'

**ROCH. SHARPTAILS-4**

**ST CLR SHR BRUINS-6**

(LOSER #1)  
SAT, 2/4, 3:55 PM 'B' 8  
(LOSER #2)

**RYL OAK LANE TOOL-1**

**GR PTE NEXT LEVEL-1**

(LOSER #3)  
SAT. 2/4, 5:25 PM 'B' 9  
(LOSER #4)

**MI. TRAV. SHARKS-2**

**MACOMB BLAZERS-7**

(LOSER #5)  
SUN, 2/5 11:15 AM 'D' 10  
(LOSER #6)

**DRAGONS FLYERS-8**

**FRASER FALCONS BRUINS-7**

(WINNER #1)

SUN.  
Feb. 5 12  
2:30 PM 'D'

**SUM PLS WAR'RS-6**

(WINNER #2)  
SAT.  
Feb. 4 6  
12:55 PM 'B'

**DRAGONS FLYERS-3**

(WINNER #3)

**MT. CLEM. PRED'S-3**

(WINNER #4)  
SAT.  
Feb. 4 7  
2:25 PM 'B'

(WINNER #5)

(WINNER #6)

(WINNER #7)

(WINNER #8)

(WINNER #9)

(LOSER #7)

(WINNER #10)

(WINNER #11)

**SUM PLS WARRIORS-3**

TUES.  
Feb. 7 14  
7:40 PM 'B'

(WINNER #12)

(WINNER #13)

(WINNER #14)

(WINNER #15)

(WINNER #16)

(WINNER #17)

(WINNER #18)

(WINNER #19)

(WINNER #20)

**FRA. FAL. BRUINS-7**

(WINNER #12)

(WINNER #13)

(WINNER #14)

(WINNER #15)

(WINNER #16)

(WINNER #17)

(WINNER #18)

(WINNER #19)

(WINNER #20)

(WINNER #21)

(WINNER #22)

(WINNER #23)

**FRASER FAL. BRUINS-6**

(WINNER #14)

(WINNER #15)

(WINNER #16)

(WINNER #17)

(WINNER #18)

(WINNER #19)

(WINNER #20)

(WINNER #21)

(WINNER #22)

(WINNER #23)

**FRASER FALCONS BRUINS**

SUN.  
Feb. 12 18  
12:25 PM 'A'

IF NECESSARY: GAME # 19

MONDAY, February 13, \_\_\_\_ PM

WINNER #18 vs. LOSER # 18

(as of: 12/19/11 )

(REVISED:

**BANTAM 'B'**

# M.A.H.A. DISTRICT #3 PLAYOFFS

**DIVISION:** BANTAM 'A'  
**ARENA:** GREAT LAKES SPORTS CITY

(TOP TEAM SHOWN = HOME TEAM)

RINK

- A = MICHIGAN ARENA
- B = HURON ARENA
- C = ONTARIO ARENA
- D = SUPERIOR ARENA
- E = ERIE ARENA

**OAKLAND JR. GRIZZLIES-1**

WED.  
Feb. 1 1  
6:15 PM 'D'

**GR. PTE. BULLDOGS-3**  
**TROY STING-0**

WED.  
Feb. 1 2  
7:45 PM 'D'

**MACOMB MAV'S-6**  
**MT. CLEM. WOLVES-0**

THURS.  
Feb. 2 3  
7:55 PM 'A'

**ST. CLR. SHRS. SAINTS-5**

**MICH. TRAVELERS-2**

THURS. O.T.  
Feb. 2 4  
9:10 PM 'B'

**SUMMIT PLASTICS-3**

**ROCH. RATTLERS-6**

THURS.  
Feb. 2 5  
9:25 PM 'A'

**ROYAL OAK EAGLES-0**

**OKLAND JR. GRZ.-3**

(LOSER #1) O.T.  
SAT, 2/4, 4:10 PM 'A' 8  
(LOSER #2)

**TROY STING-2**

**MT. CLEM. WOLVES-2**

(LOSER #3)  
SAT, 2/4, 5:40 PM 'A' 9  
(LOSER #4)

**MICH. TRAVELERS-4**

**RYL. OAK EAGLES-0**

(LOSER #5)  
SUN, 2/5, 12:10 PM 'B' 10  
(LOSER #6)

**MACOMB MAV'S-6**

**GR. PTE. BULLDOGS-5**

(WINNER #1)

SUN.  
Feb. 5 12  
3:25 PM 'B'

**MACOMB MAV'S-2**

(WINNER #2)  
SAT. O.T.  
Feb. 4 6  
1:10 PM 'A'

(WINNER #3)

**ST CLR SHRS SAINTS-3**

**ST CLR SHRS SAINTS-3**

**SUMMIT PLASTICS-1**

(WINNER #4)  
SAT.  
Feb. 4 7  
2:40 PM 'A'

(WINNER #5)

**ROCH. RATTLERS-2**

**ROCH. RATTLERS-2**

**OK'LND. JR. GRZ.-5**

(WINNER #8)  
SUN.  
Feb. 5 11  
1:55 PM 'B'

(WINNER #9)

**MICH. TRAVELERS-10**

**MICH. TRAVELERS-10**

**SUMMIT PLASTICS-1**

(LOSER #7)  
WED, 2/8, 7:25 PM 'E' 13  
(WINNER #10)

**MACOMB MAV'S-2**

**ST CLR SHR SAINTS-3**

**ST CLR SHR SAINTS-3**

(WINNER #6)

**ROCHESTER RATTLERS-0**

**ROCHESTER RATTLERS-0**

(WINNER #7)

**ST CLR SHR SAINTS-11**

(LOSER #12)  
THURS  
Feb. 9 15  
7:10 PM 'B'

(WINNER #11)

**MICH. TRAVELERS-3**

**MICH. TRAVELERS-3**

(LOSER #14) O.T.

(WINNER #16)  
THURS, 2/9, 8:40 PM 'B' 16  
(WINNER #13)

**ROCH. RATTLERS-2**

**ROCH. RATTLERS-2**

**ST. CLR. SHR. SAINTS-2**

(WINNER #15)  
SAT.  
Feb. 11 17  
12:25 PM 'E'

**ROCH. RATTLERS-1**

**ROCH. RATTLERS-1**

**MACOMB MAV'S-1**

**MACOMB MAV'S-1**

**GR. PTE. BULLDOGS-4**

(WINNER #12)

WED.  
Feb. 8 14  
8:55 PM 'E'

**GR. PTE. BULLDOGS-5**

(WINNER #14)

SUN.  
Feb. 12 18  
11:15 AM 'D'

**GR. PTE. BULLDOGS**

**GR. PTE. BULLDOGS**

IF NECESSARY: GAME # 19  
MONDAY, February 13, \_\_\_\_ PM  
WINNER #18 vs. LOSER # 18

**BANTAM 'A'**

(as of: 12/19/2011  
(REVISED:

# M.A.H.A. DISTRICT #3 PLAYOFFS

**DIVISION: BANTAM 'AA'**  
**ARENA: SUBURBAN ICE - MACOMB**

(TOP TEAM SHOWN = HOME TEAM)

RINK

R1 = Rink 1

R2 = Rink 2

**MICH. TRAVELERS-2**

MON  
Jan. 30 1  
8:45 PM R1

**GR. PTE. BULLDOGS-5**  
**FRASER FALCONS-5**

TUES  
Jan. 31 2  
8:30 PM R2

**MACOMB MAVERICKS-1**  
**OK'LND. JR. GRZ.-8**

WED  
Feb. 1 3  
8:15 PM R1

**TROY STING-2**

**MT. CLEMENS WOLVES-3**

WED  
Feb. 1 4  
8:15 PM R2

**ROCHESTER RATTLERS-4**

**ST. CLR. SHRS. SAINTS-3**

THURS  
Feb. 2 5  
8:00 PM R1

**SUMMIT PLASTICS-0**

**MICH. TRAVELERS-5**

(LOSER #1)  
SAT. Feb. 4 10:00 AM R1 6  
(LOSER #2)

**MACOMB MAVERICKS-4**

**TROY STING-3**

(LOSER #3) 2 O.T.  
SAT. Feb. 4 11:15 AM R2 7  
(LOSER #4)

**MT. CLEM. WOLVES-4**

**SUMMIT PLASTICS-1**

(LOSER #5)  
SUN. Feb. 5 1:45 PM R1 10  
(LOSER #8)

**FRASER FALCONS-3**

**GR. PTE. BULLDOGS-2**

(WINNER #1)

SUN  
Feb. 5 11  
3:15 PM R1

(WINNER #8)

**OK'LND. JR. GRZ.-11**

WED  
Feb. 8 14  
8:15 PM R1

(WINNER #9)

(WINNER #9)

(WINNER #9)

(LOSER #11)

WED  
Feb. 8 15  
8:45PM R2

(WINNER #12)

(LOSER #14)

THUR. Feb. 9 9:15 PM R1 16  
(WINNER #13)

(WINNER #13)

**OAKLND JR. GRZ.-4**

(WINNER #11)

WED  
Feb. 8 14  
8:15 PM R1

(WINNER #14)

(WINNER #14)

(WINNER #14)

(WINNER #15)

(WINNER #15)

(WINNER #17)

(WINNER #16)

(WINNER #16)

(WINNER #16)

(WINNER #16)

**OAKLAND JR. GRIZZLIES-7**

(WINNER #14)

(WINNER #14)

(WINNER #14)

(WINNER #14)

(WINNER #14)

(WINNER #17)

(WINNER #17)

(WINNER #17)

(WINNER #17)

(WINNER #17)

**FRASER FALCONS-3**

(WINNER #2)

SAT  
Feb. 4 8  
11:30 AM R1

(WINNER #3)

(WINNER #3)

(WINNER #5)

(WINNER #5)

(WINNER #6)

(WINNER #7)

(WINNER #7)

(LOSER #9)

TUES. Feb. 7 9:15 PM R2 13  
(WINNER #10)

(WINNER #10)

(WINNER #10)

(WINNER #1)

(WINNER #2)

(WINNER #3)

(WINNER #4)

(WINNER #5)

(WINNER #6)

(WINNER #7)

(WINNER #8)

(WINNER #9)

(WINNER #10)

(WINNER #11)

(WINNER #12)

(WINNER #13)

(WINNER #14)

(WINNER #15)

SUN.  
Feb. 12 18  
10:15 AM R1

(WINNER #18)

(WINNER #18)

(WINNER #18)

(WINNER #18)

(WINNER #18)

(WINNER #18)

(WINNER #18)

(WINNER #18)

**OAKLAND JR. GRIZZLIES**

IF NECESSARY: GAME # 19  
MONDAY, February 13, \_\_\_\_\_ PM  
WINNER #18 vs. LOSER #18

**BANTAM 'AA'**

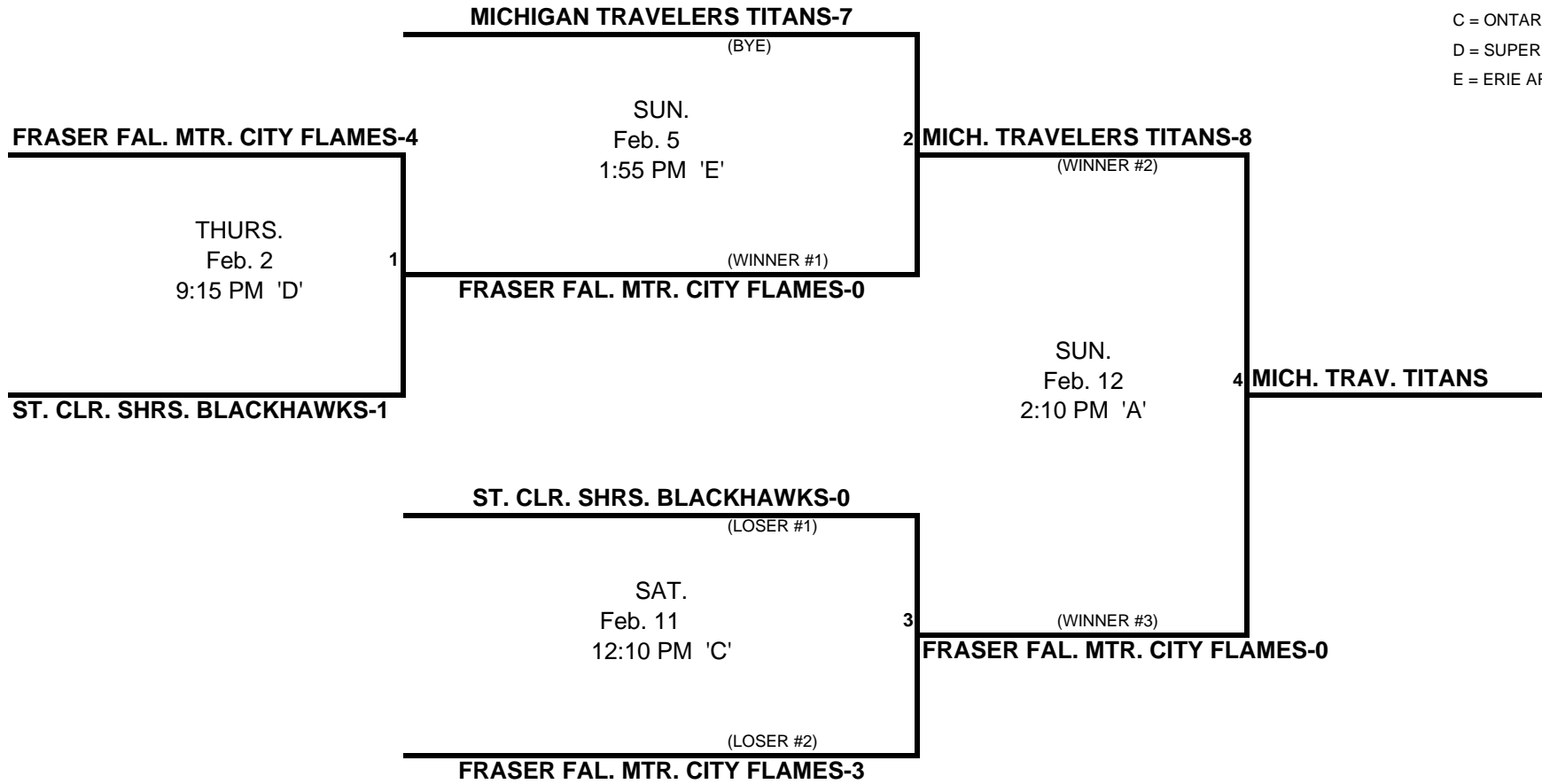
(as of: 12/19/11 )  
(REVISED:

**M.A.H.A. DISTRICT #3 PLAYOFFS**

**DIVISION: MIDGET 'B'**  
**ARENA: GREAT LAKES SPORTS CITY**

(TOP TEAM SHOWN = HOME RINK)

- A = MICHIGAN ARENA
- B = HURON ARENA
- C = ONTARIO ARENA
- D = SUPERIOR ARENA
- E = ERIE ARENA



IF NECESSARY: GAME #5  
MONDAY, February 13, \_\_\_\_\_ PM  
WINNER #4 vs. LOSER # 4

\_\_\_\_\_

**MIDGET 'B'**

(as of: 12/19/11 )  
(REVISED: 12/22/11 )

**M.A.H.A. DISTRICT #3 PLAYOFFS**

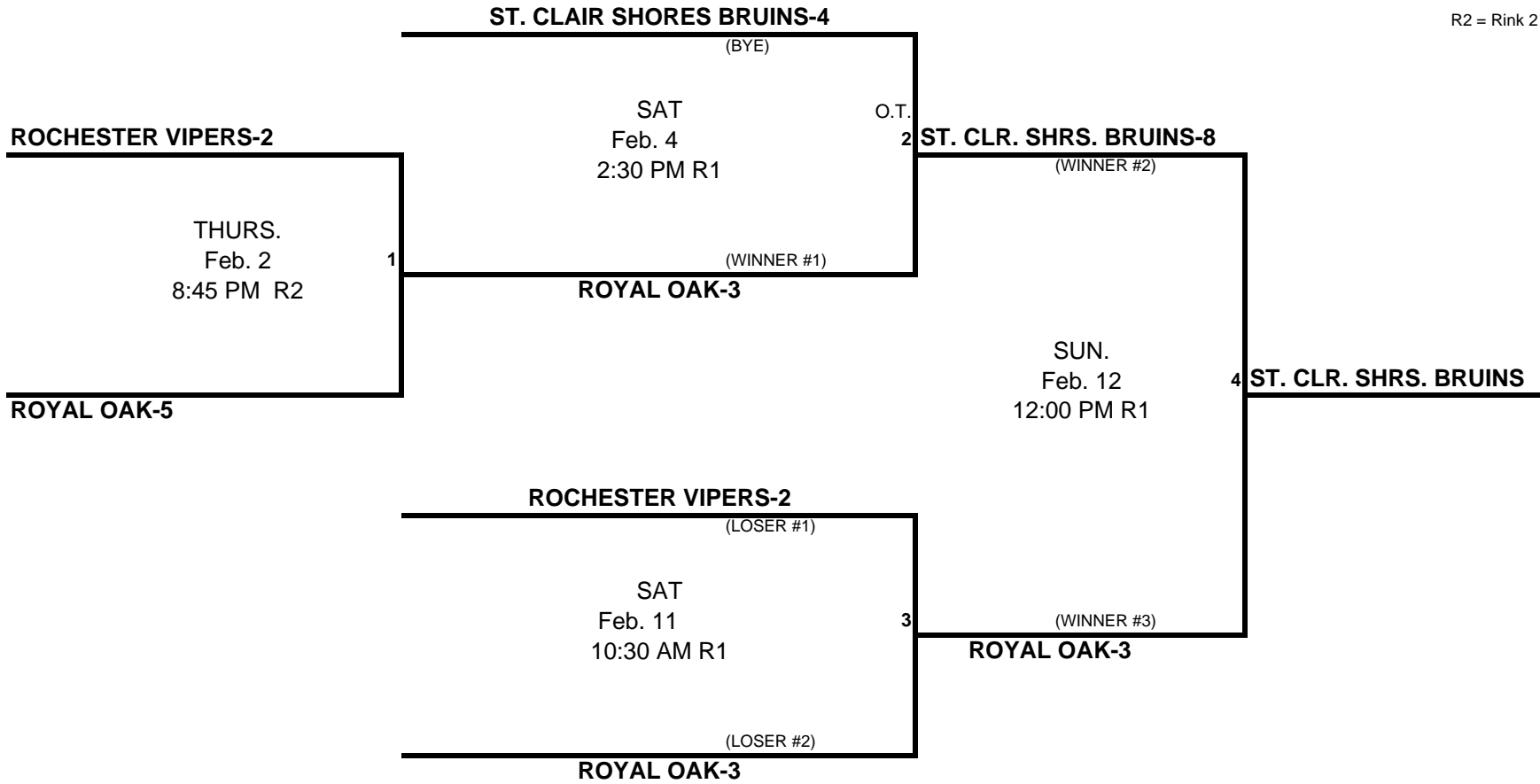
**DIVISION: MIDGET 'BB'**  
**ARENA: SUBURBAN ICE - MACOMB**

(TOP TEAM SHOWN = HOME TEAM)

RINK

R1 = Rink 1

R2 = Rink 2



IF NECESSARY: GAME #5  
MONDAY, February 13, \_\_\_\_\_ PM  
WINNER #4 vs. LOSER # 4

\_\_\_\_\_

**MIDGET 'BB'**

(as of: 12/19/11 )  
(REVISED: 01/05/12 )

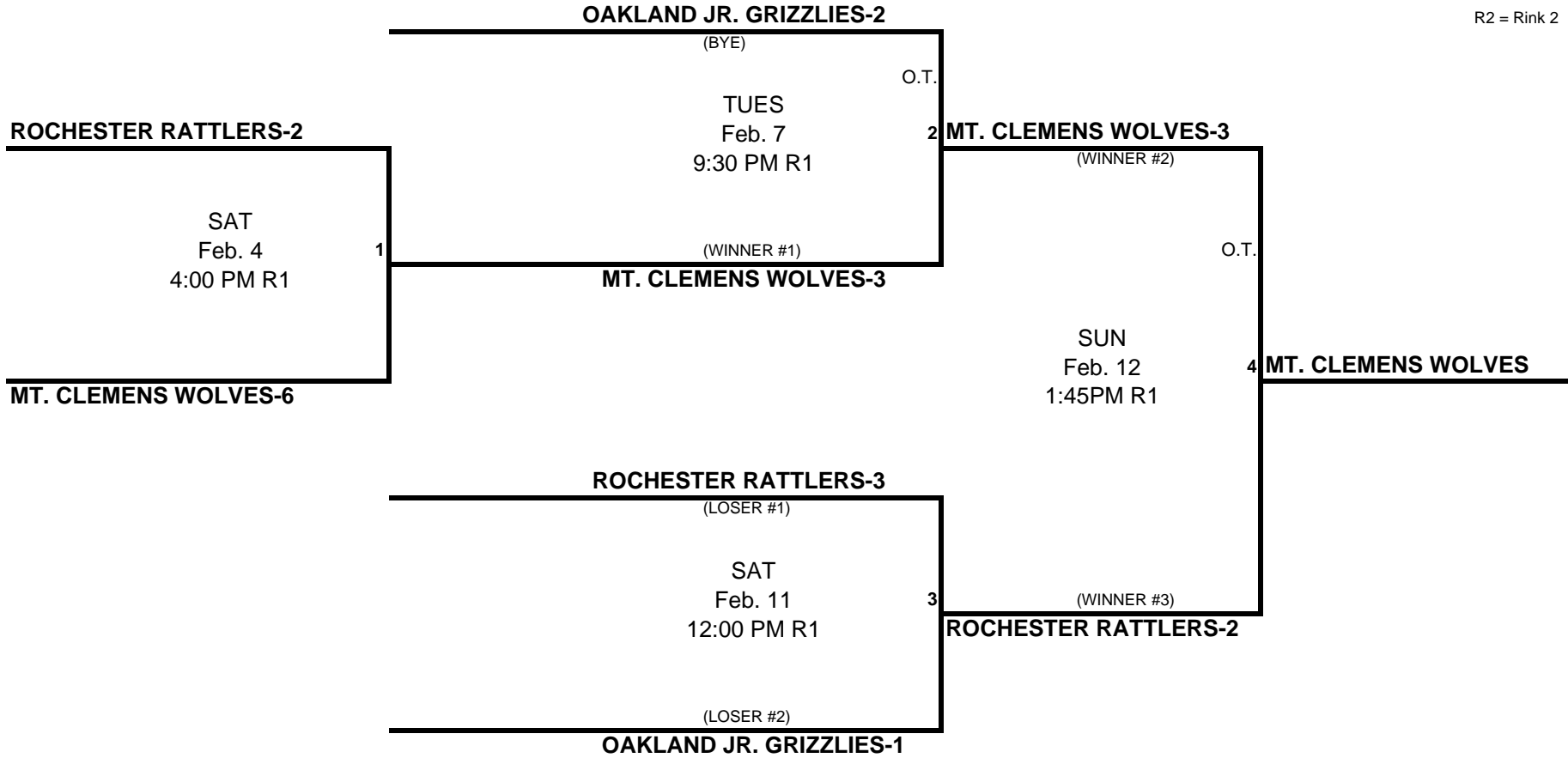


**M.A.H.A. DISTRICT #3 PLAYOFFS**

**DIVISION: MIDGET 'AA'**  
**ARENA: SUBURBAN ICE - MACOMB**

*(TOP TEAM SHOWN = HOME TEAM)*

RINK  
R1 = Rink 1  
R2 = Rink 2



IF NECESSARY: GAME #5  
MONDAY, February 13, \_\_\_\_\_ PM  
WINNER #4 vs. LOSER #4

\_\_\_\_\_  
(as of: 12/19/2011  
(REVISED:

**MIDGET 'AA'**

## 2011 -2012 MAHA DISTRICT 3 PLAYOFFS ADULT MEN'S: TIER 2

GREAT LAKES SPORTS CITY ARENA

AMERICAN CONFERENCE

- (1) **DETROIT BULLDOGS**
- (2) **PAT O'BRIEN'S**
- (3) **GTJ CONSULTING**

NATIONAL CONFERENCE

- (4) **CARIERA'S**
- (5) **SHAMROCKS**
- (6) **MUSTANGS**

SCHEDULE

DAY	DATE	TIME	RINK	HOME TEAM	SCORE	VISITING TEAM
1 SAT.	2/4	6:25 PM	E	<b>DETROIT BULLDOGS</b>	0 - 6*	<b>CARIERA'S</b>
2 SAT.	2/4	7:25 PM	E	<b>PAT O'BRIEN'S</b>	0 - 3	<b>SHAMROCKS</b>
3 SAT.	2/4	8:25 PM	E	<b>GTJ CONSULTING</b>	2 - 5	<b>MUSTANGS</b>
4 WED.	2/8	9:10 PM	B	<b>CARIERA'S</b>	8 - 2	<b>PAT O'BRIEN'S</b>
5 WED.	2/8	9:15 PM	D	<b>SHAMROCKS</b>	3 - 1	<b>GTJ CONSULTING</b>
6 WED.	2/8	10:10 PM	B	<b>MUSTANGS</b>	6* - 0	<b>DETROIT BULLDOGS</b>
7 THURS.	2/9	7:55 PM	A	<b>DETROIT BULLDOGS</b>	2 - 1	<b>SHAMROCKS</b>
8 THURS.	2/9	8:55 PM	A	<b>PAT O'BRIEN'S</b>	2 - 4	<b>MUSTANGS</b>
9 THURS.	2/9	9:10 PM	C	<b>GTJ CONSULTING</b>	1 - 5	<b>CARIERA'S</b>
SEMI-FINAL						
			1st Overall		vs.	4th Overall
10 SAT.	2/11	5:25 PM	C	<b>CARIERA'S</b>	1 - 0	<b>DETROIT BULLDOGS</b>
SEMI-FINAL						
			2nd Overall		vs.	3rd Overall
11 SAT.	2/11	6:25 PM	C	<b>MUSTANGS</b>	1 - 4	<b>SHAMROCKS</b>
FINAL						
			W#10		vs.	W#11
12 SUN.	2/12	4:00 PM	D	<b>CARIERA'S</b>	1 - 3	<b>SHAMROCKS</b>

### ADULT MEN'S: TIER 2

	WON	LOST	TIED	POINTS			TOTAL POINTS	GOALS FOR *			GOALS AGAINST *			+ / -	POS.
<b>DETROIT BULLDOGS</b>	1	2		0	0	2	2	0	0	2	6	6	1	-11	4th
<b>PAT O'BRIEN'S</b>		3		0	0	0	0	0	2	2	3	8	4	-11	6th
<b>GTJ CONSULTING</b>		3		0	0	0	0	2	1	1	5	3	5	-9	5th
<b>CARIERA'S</b>	3			2	2	2	6	6	8	5	0	2	1	16	1st
<b>SHAMROCKS</b>	2	1		2	2	0	4	3	3	1	0	1	2	4	3rd
<b>MUSTANGS</b>	3			2	2	2	6	5	6	4	2	0	2	11	2nd

\* = Maximum Goal Differential per game is 6 goals. ex. A score of 14 - 3 becomes 9 - 3.

## 2011 -2012 MAHA DISTRICT 3 PLAYOFFS ADULT MEN'S: TIER 3

As Of: 2/2/12

GREAT LAKES SPORTS CITY ARENA

AMERICAN CONFERENCE

- (1) **QUANTUM GRAPHICS**
- (2) **WAYNE MEDICAL**
- (3) **BOOMBAS**
- (4) **YELLOW SNOW**

NATIONAL CONFERENCE

- (5) **PEPPER BOTTOMS**
- (6) **MSE HOCKEY.COM**
- (7) **SUMMIT**
- (8) **HAMLIN HORNETS**

SCHEDULE

	DAY	DATE	TIME	RINK	HOME TEAM	SCORE	VISITING TEAM
1	TUES.	1/31	9:10 PM	C	<b>QUANTUM GRAPHICS</b>	<u>3 - 1</u>	<b>WAYNE MEDICAL</b>
2	TUES.	1/31	10:10 PM	C	<b>PEPPER BOTTOMS</b>	<u>2 - 8</u>	<b>SUMMIT</b>
3	WED.	2/1	9:15 PM	D	<b>BOOMBAS</b>	<u>6 - 9</u>	<b>YELLOW SNOW</b>
4	WED.	2/1	10:15 PM	D	<b>MSE HOCKEY.COM</b>	<u>2 - 2</u>	<b>HAMLIN HORNETS</b>
5	SAT.	2/4	7:10 PM	B	<b>WAYNE MEDICAL</b>	<u>1 - 5</u>	<b>BOOMBAS</b>
6	SAT.	2/4	7:25 PM	A	<b>SUMMIT</b>	<u>3 - 3</u>	<b>MSE HOCKEY.COM</b>
7	SAT.	2/4	8:10 PM	B	<b>YELLOW SNOW</b>	<u>2 - 5</u>	<b>QUANTUM GRAPHICS</b>
8	SAT.	2/4	8:25 PM	A	<b>HAMLIN HORNETS</b>	<u>7* - 1</u>	<b>PEPPER BOTTOMS</b>
9	TUES.	2/7	7:55 PM	E	<b>QUANTUM GRAPHICS</b>	<u>2 - 5</u>	<b>BOOMBAS</b>
10	TUES.	2/7	8:55 PM	E	<b>WAYNE MEDICAL</b>	<u>3 - 4</u>	<b>YELLOW SNOW</b>
11	TUES.	2/7	9:10 PM	C	<b>PEPPER BOTTOMS</b>	<u>1 - 7*</u>	<b>MSE HOCKEY.COM</b>
12	TUES.	2/7	10:10 PM	C	<b>SUMMIT</b>	<u>6 - 2</u>	<b>HAMLIN HORNETS</b>
SEMI-FINAL							
				1st Amer.	vs.	2nd Nat'l.	
13	SAT.	2/11	3:10 PM	C	<b>BOOMBAS</b>	<u>5 - 0</u>	<b>MSE HOCKEY.COM</b>
SEMI-FINAL							
				1st Nat'l.	vs.	2nd Amer.	
14	SAT.	2/11	4:10 PM	C	<b>SUMMIT</b>	<u>6* - 0</u>	<b>QUANTUM GRAPHICS</b>
FINAL							
				W#13	vs.	W#14	
15	SUN.	2/12	2:45 PM	D	<b>BOOMBAS</b>	<u>2 - 4</u>	<b>SUMMIT</b>

<b>ADULT MENS: TIER 3 STANDINGS</b>															
	WON	LOST	TIED	POINTS			TOTAL POINTS	GOALS FOR *			GOALS AGAINST *			+/-	POS.
<b>AMERICAN CONFERENCE</b>															
<b>QUANTUM GRAPHICS</b>	2	1		2	2	0	4	3	5	2	1	2	5	2	2nd
<b>WAYNE MEDICAL</b>		3		0	0	0	0	1	1	3	3	5	4	-7	4th
<b>BOOMBAS</b>	2	1		0	2	2	4	6	5	5	9	1	2	4	1st
<b>YELLOW SNOW</b>	2	1		2	0	2	4	9	2	4	6	5	3	1	3rd
<b>NATIONAL CONFERENCE</b>															
<b>PEPPER BOTTOMS</b>		3		0	0	0	0	2	1	1	8	7	7	-18	4th
<b>MSE HOCKEY.COM</b>	1		2	1	1	2	4	2	3	7	2	3	1	6	2nd
<b>SUMMIT</b>	2		1	2	1	2	5	8	3	6	2	3	2	10	1st
<b>HAMLIN HORNETS</b>	1	1	1	1	2	0	3	2	7	2	2	1	6	2	3rd

\* = Maximum Goal Differential per game is 6 goals. ex. A score of 14 - 3 becomes 9 - 3.

## 2011 -2012 MAHA DISTRICT 3 JAMBOREE SATURDAY, FEB. 11, 2012

### AT GREAT LAKES SPORTS CITY ARENA

	ASSOC. - TEAM NAME		ASSOC. - TEAM NAME
(1)	<b>Macomb Cowboys - Ruth</b>	(5)	<b>Macomb Wranglers - Boska</b>
(2)	<b>Fraser Hurricanes - Provencher</b>	(6)	<b>Fraser Lasers - Kuque</b>
(3)	<b>Troy Green Sting - Crosby</b>	(7)	<b>Troy Yellow Sting - Essenmacher</b>
(4)	<b>Fraser Red Wings - Provencher</b>	(8)	<b>St. Clair Shores White</b>

#### SCHEDULE

	TIME	RINK	ASSOC. - TEAM NAME	ASSOC. - TEAM NAME
1	11:55 AM	MICH.	<b>Macomb Cowboys</b>	<b>Fraser Hurricanes</b>
2			<b>Troy Green Sting</b>	<b>Fraser Red Wings</b>
3	12:55 PM	MICH.	<b>Macomb Wranglers</b>	<b>Fraser Lasers</b>
4			<b>Troy Yellow Sting</b>	<b>St. Clair Shores White</b>

### AT SUBURBAN ICE-MACOMB ARENA

	ASSOC. - TEAM NAME		ASSOC. - TEAM NAME
(1)	<b>Troy Black Sting - Astalos</b>	(5)	<b>Troy White Sting - Wagner</b>
(2)	<b>Macomb Mustangs - Stone</b>	(6)	<b>Grosse Pointe Leafs</b>
(3)	<b>St. Clair Shores Blue</b>	(7)	<b>St. Clair Shores Red</b>
(4)	<b>Grosse Pointe Canucks</b>	(8)	<b>Grosse Pointe Canadiens</b>

#### SCHEDULE

	TIME	RINK	ASSOC. - TEAM NAME	ASSOC. - TEAM NAME
1	1:45 PM	#1	<b>Troy Black Sting - Astalos</b>	<b>St. Clair Shores Blue</b>
2			<b>Macomb Mustangs - Stone</b>	<b>Grosse Pointe Canucks</b>
3	2:45 PM	#1	<b>Troy White Sting - Wagner</b>	<b>St. Clair Shores Red</b>
4			<b>Grosse Pointe Leafs</b>	<b>Grosse Pointe Canadiens</b>

#### MAHA District 3

#### Jamboree Guidelines

- **Format** – Small area games will be played on half ice with a divider along the center red line. Players will utilize the benches ready to take their turn. Each team will have a “strong” line and a “not so strong” line, which will compete against the opponent’s corresponding line. Match up lines so that they are 5 on 5 (or 4 on 4, depending on the attendance that day).
- **On-ice coaching during games** – Coaches will be on the ice on skates during the games, controlling and speaking with the players (coaching) resting in the players box, calling out the line changes, keeping the play moving and serving as the “officials”.
- **Injuries** – Coaches should assess the seriousness of the injury and handle it accordingly. Obviously, the status and safety of the injured player is a priority. However, we also want to keep the game moving along. In most instances, the only thing hurt is the player’s pride and a dose of “child psychology” is more effective than medical attention. If the injury is serious, be very careful with the player – do not try to pick them up. Encourage them to get up on their own. For very serious injuries that are beyond your comfort level, refer to the arena front office so that EMS can be called.
- **Scorekeeping** – The scoreboard will not be used. The players will keep track of the score if they choose to.
- **Timekeeping** – Games will consist of one 12 minute period – three-2-minute shifts for each line on each team. Each team will play three games within the 50 minute ice time, one game against each of the other three teams on the ice. The scoreboard clock can be utilized to time the games.